

Scaled data based on original data using
LM-79-08 Approved Method: Electrical and Photometric Measurements of Solid-
State Lighting Products

Test Report Prepared for
Cooper Lighting Solutions
(formerly Eaton)

Brand: McGRAW-EDISON

Report Number: P144972

Luminaire Tested: **CNC-E02-LED-E1-GL2-7060**

Issue Date: 3/3/2020

Test Information

Test Method: LM-79-08
Report Number: P144972
REPORT IS SCALED FROM IESNA LM-79-08 TEST DATA (P33701)
Test Lab: INNOVATION CENTER-P3
Issue Date: 3/3/2020
Manufacturer: COOPER LIGHTING SOLUTIONS (FORMERLY EATON)
Product Line: MCGRAW-EDISON
Catalog Number: CNC-E02-LED-E1-GL2-7060
Description: CONCISE LED LUMINAIRE
(2) LIGHTBARS WITH AccuLED OPTICS - TYPE 2 W/ GLARE CONTROL
Light Source: (42) 5700K CCT, 70 CRI LEDs
Ballast/Driver: -

Summary

Lumens per Lamp: N/A
Luminaire Lumens: 6008.8 lumens
Efficiency: N/A
Efficacy: 115.3 lumens/watt
Luminous Opening: Rectangular (W 0.33' x L: 1' x H: 0')
IES Classification: Type II - Short - Non-Cutoff
BUG Rating: B1 - U0 - G2

Input Watts (W): 52.1
Input Voltage (V): NR
Input Current (Ain): NR
Voltage Rise (V): NR
Power Factor: NR
Total Harmonic Distortion (THDi): NR
Frequency (hertz): 60
Stabilization Time: NR
Operation Time: NR
Ambient Temperature (°C): NR
Test Distance: 25 FT

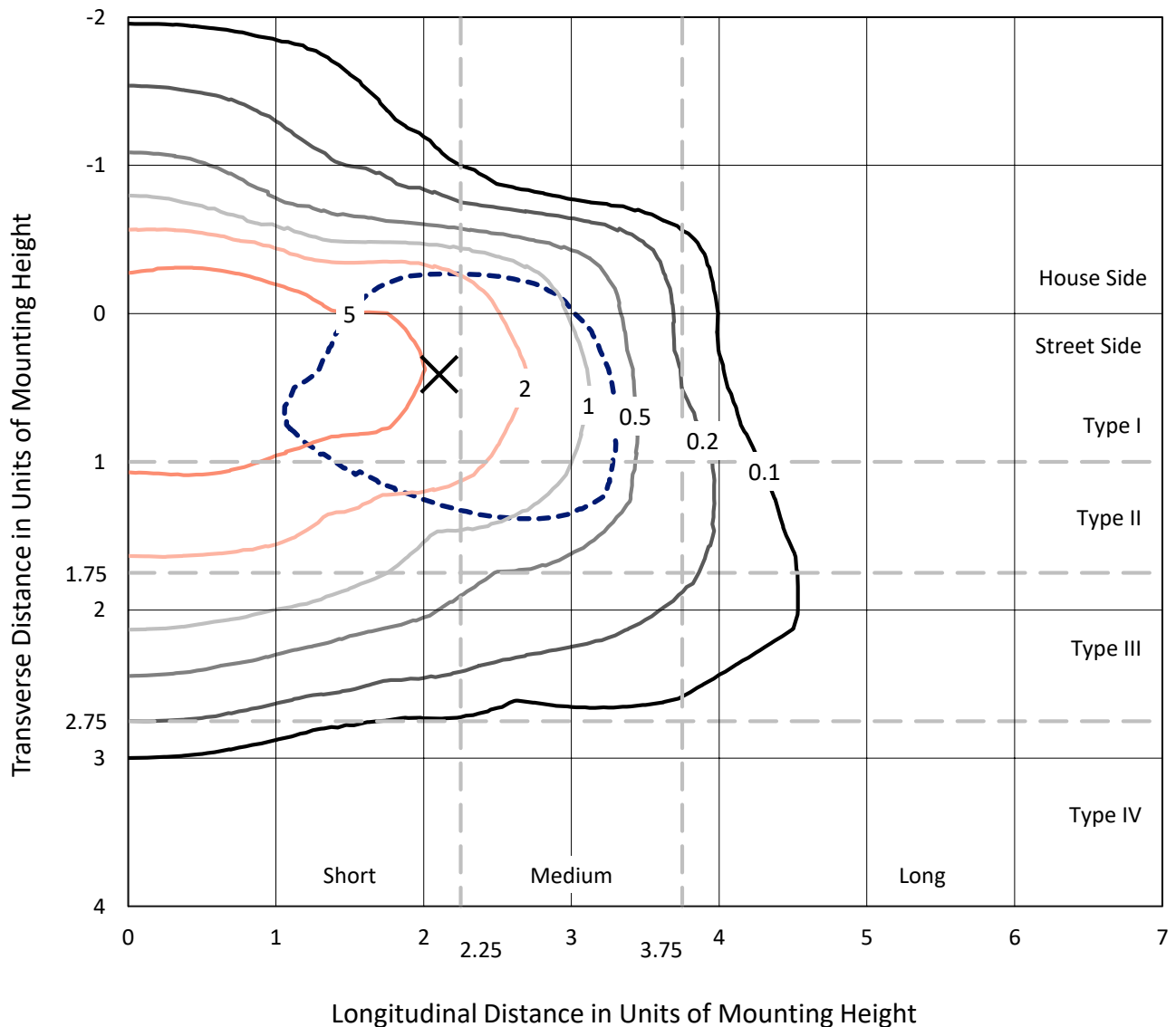


REPORT NUMBER: P144972

CATALOG NUMBER: CNC-E02-LED-E1-GL2-7060

Iso-Footcandle Lines of Horizontal Illumination

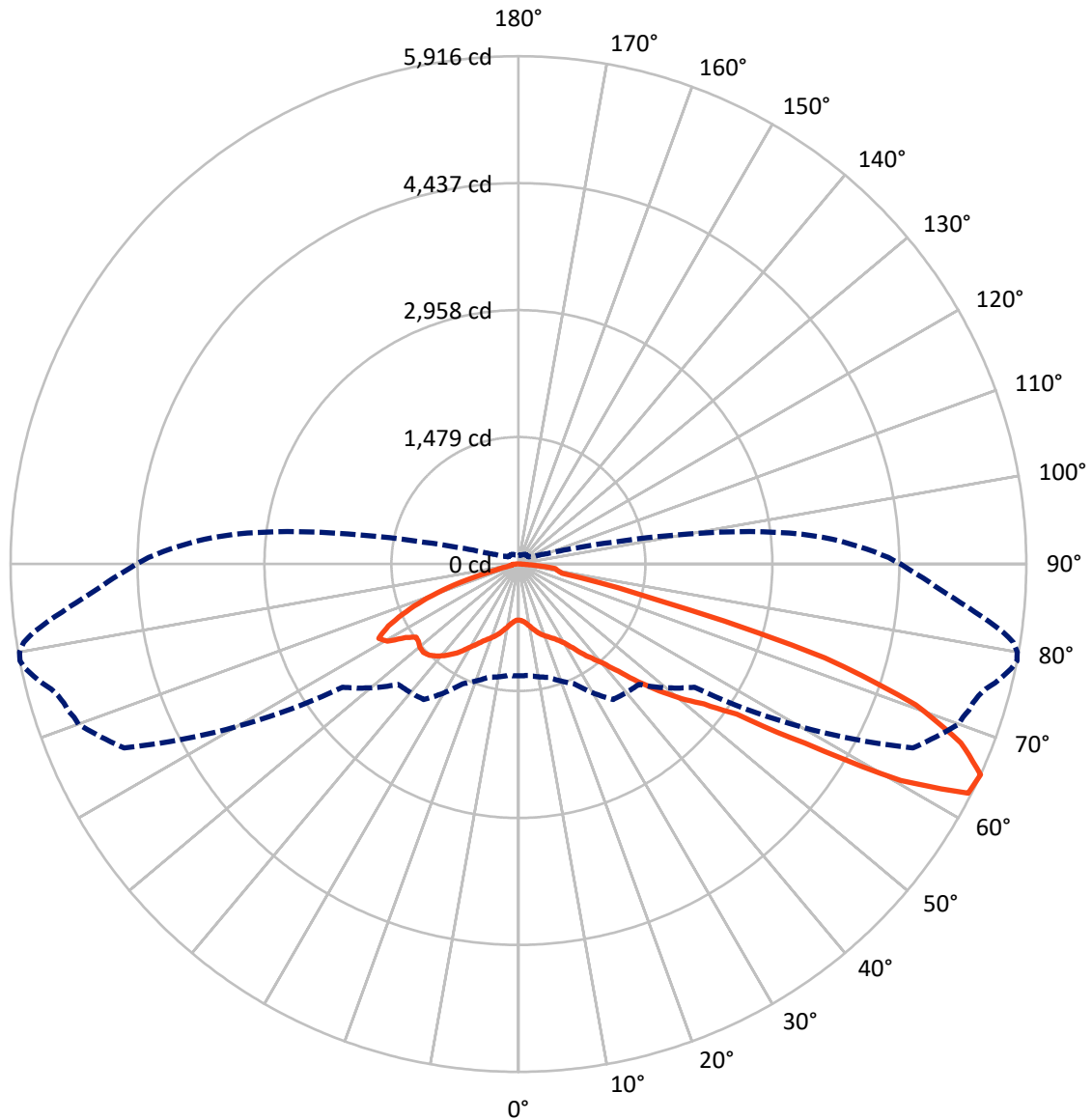
✕ Max cd
 - - - 1/2 Max cd



Based on 10 foot mounting height. Maximum calculated value = 8.4 fc
 Type II - Short - Non-Cutoff

REPORT NUMBER: P144972
CATALOG NUMBER: CNC-E02-LED-E1-GL2-7060

Luminous Intensity Polar Plot



— Vertical Plane Through 79-Deg Lateral - - - Horizontal Cone Through 65-Deg Vertical

REPORT NUMBER: P144972

CATALOG NUMBER: CNC-E02-LED-E1-GL2-7060

FLUX DISTRIBUTION:

		Downward	Upward	Total
House Side	Lumens	1363.9	0.0	1363.9
	% Fixture	22.7	0.0	22.7
Street Side	Lumens	4644.9	0.0	4644.9
	% Fixture	77.3	0.0	77.3
Total	Lumens	6008.8	0.0	6008.8
	% Fixture	100.0	0.0	100.0

Coefficient of Utilization

ZONAL LUMENS:

Zone	Lumens	% Fixture
0°-10°	64.8	1.1
10°-20°	211.0	3.5
20°-30°	363.8	6.1
30°-40°	593.2	9.9
40°-50°	990.3	16.5
50°-60°	1339.1	22.3
60°-70°	1663.5	27.7
70°-80°	666.1	11.1
80°-90°	117.0	1.9
90°-100°	0.0	0.0
100°-110°	0.0	0.0
110°-120°	0.0	0.0
120°-130°	0.0	0.0
130°-140°	0.0	0.0
140°-150°	0.0	0.0
150°-160°	0.0	0.0
160°-170°	0.0	0.0
170°-180°	0.0	0.0
0°-90°	6008.8	100.0
0°-180°	6008.8	100.0



REPORT NUMBER: P144972

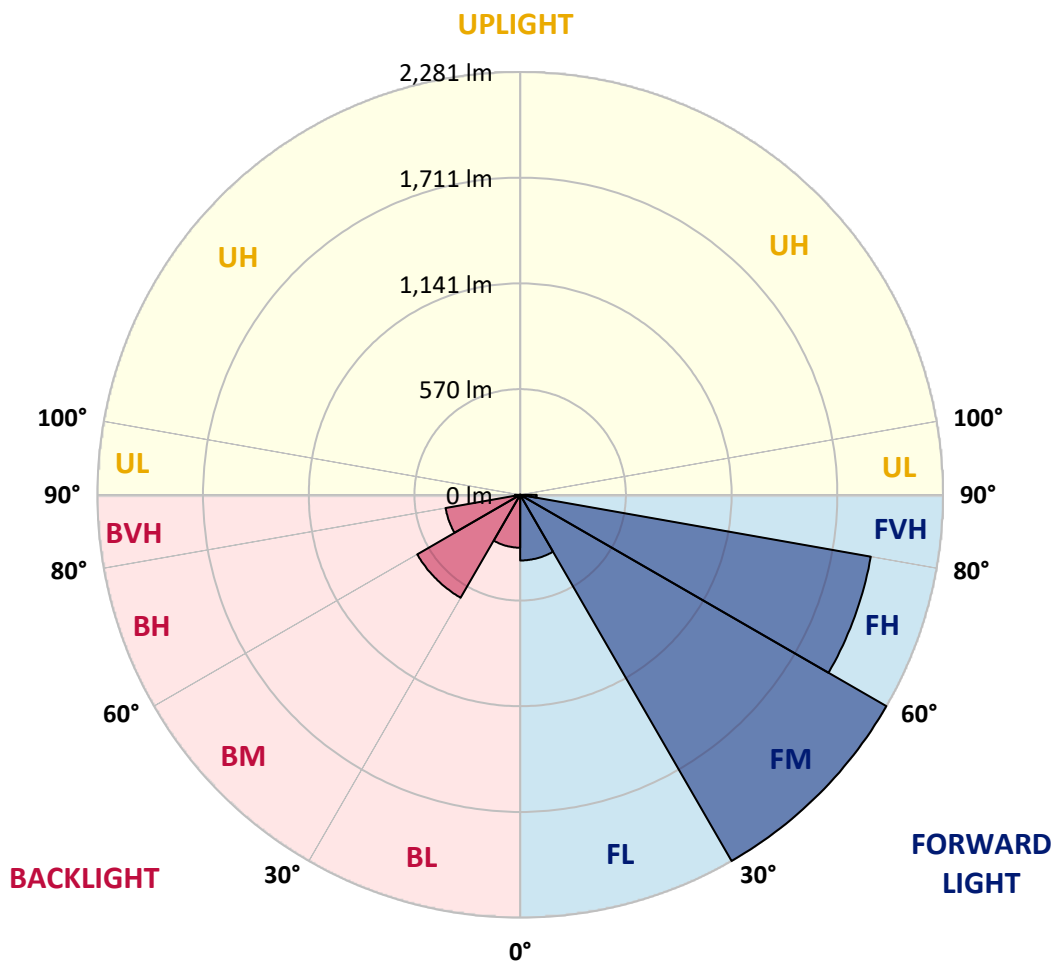
CATALOG NUMBER: CNC-E02-LED-E1-GL2-7060

LUMINAIRE CLASSIFICATION SYSTEM LUMEN TABLE AND BUG RATING:

Zone	Lumens	% Fixture	Zone Rating/Lumen Limit		
			B	U	G
FL (0°-30°)	354.3	5.9			
FM (30°-60°)	2281.0	38.0			
FH (60°-80°)	1920.8	32.0			G2/5000
FVH (80°-90°)	88.8	1.5			G1/100
BL (0°-30°)	285.3	4.7	B1/500		
BM (30°-60°)	641.5	10.7	B1/1000		
BH (60°-80°)	408.9	6.8	B1/500		G1/500
BVH (80°-90°)	28.3	0.5			G1/100
UL (90°-100°)	0.0	0.0		U0/0	
UH (100°-180°)	0.0	0.0		U0/0	

BUG Rating: B1-U0-G2

Type II Short





REPORT NUMBER: P144972

CATALOG NUMBER: CNC-E02-LED-E1-GL2-7060

CANDELA DISTRIBUTION (FULL):

	0°	5°	15°	25°	35°	45°	55°	65°	70°	71°	72°
0°	653.0	653.0	653.0	653.0	653.0	653.0	653.0	653.0	653.0	653.0	653.0
2.5°	657.9	657.5	659.6	661.2	661.2	662.0	661.6	659.2	659.6	660.4	659.6
5°	665.3	663.7	665.7	668.2	669.8	671.9	673.9	674.4	676.0	676.0	675.6
7.5°	681.3	680.1	683.0	683.8	687.5	690.8	694.9	697.8	699.4	700.2	701.4
10°	708.8	708.0	708.8	710.5	712.1	715.8	722.8	728.9	732.6	732.6	734.3
12.5°	742.1	738.8	739.6	736.3	737.2	745.0	753.2	763.4	769.6	770.4	771.2
15°	767.9	766.3	765.1	760.5	763.8	774.1	786.8	801.6	806.9	811.4	811.0
17.5°	792.2	790.1	787.2	781.1	784.4	800.8	820.1	836.5	845.5	846.3	847.2
20°	820.9	818.4	813.1	800.4	799.5	822.5	848.4	866.0	874.2	877.9	879.2
22.5°	857.4	854.1	844.3	819.7	813.1	840.2	871.0	892.7	901.3	905.0	907.1
25°	904.2	897.6	882.0	843.5	829.9	858.2	895.2	921.4	933.3	937.0	939.5
27.5°	946.5	941.6	922.7	877.1	853.7	882.5	924.7	958.4	974.8	979.3	983.0
30°	995.7	988.8	973.6	925.1	893.9	919.4	973.2	1015.8	1036.0	1036.4	1044.6
32.5°	1111.5	1107.0	1093.0	1039.7	987.1	988.8	1038.8	1097.5	1117.6	1120.9	1128.3
35°	1283.0	1281.4	1281.0	1251.4	1212.4	1172.2	1175.9	1220.7	1234.2	1239.5	1242.0
37.5°	1395.9	1410.3	1445.2	1466.5	1456.7	1465.3	1420.1	1365.5	1357.7	1352.0	1354.5
40°	1493.2	1505.9	1576.5	1675.0	1734.9	1777.2	1737.4	1569.9	1507.6	1489.5	1482.5
42.5°	1550.7	1565.0	1666.0	1823.6	1976.3	2076.4	2087.1	1854.4	1695.9	1693.9	1667.6
45°	1581.8	1596.2	1716.9	1929.1	2145.0	2325.6	2419.1	2204.5	1971.8	1954.5	1918.0
47.5°	1575.7	1589.2	1714.8	1968.1	2244.7	2491.0	2678.1	2558.3	2289.9	2248.4	2197.9
50°	1500.6	1510.4	1642.2	1904.5	2218.0	2559.9	2855.4	2882.9	2649.8	2593.6	2518.1
52.5°	1423.0	1440.7	1549.8	1791.6	2096.9	2517.2	2961.3	3178.5	2986.0	2947.4	2850.5
55°	1381.1	1395.1	1484.2	1690.6	1969.3	2371.5	3005.3	3457.2	3394.4	3378.8	3310.2
57.5°	1379.5	1393.0	1464.0	1629.5	1865.5	2219.7	3018.0	3887.7	4072.0	4076.1	4056.4
60°	1446.8	1460.8	1520.3	1659.0	1833.4	2089.6	2972.4	4498.4	4905.6	4941.7	5002.1
62.5°	1456.2	1462.8	1534.6	1721.8	1950.0	1992.3	2784.9	5007.0	5478.6	5511.8	5545.1
65°	1302.7	1302.3	1366.0	1538.3	1925.8	1982.4	2502.9	5069.4	5455.6	5475.7	5517.2
67.5°	971.5	963.3	999.4	1157.0	1528.1	1984.9	2168.8	4598.6	5030.4	5068.6	5082.5
70°	500.7	513.5	538.1	634.5	970.3	1597.9	1863.0	3879.9	4415.9	4430.3	4480.0
72.5°	205.6	200.3	217.1	266.8	485.6	1056.1	1541.2	3061.9	3647.2	3637.3	3646.4
75°	114.5	116.2	121.1	139.1	236.0	530.3	1324.1	2167.5	2480.3	2310.4	2259.1
77.5°	91.9	92.8	93.2	96.5	128.9	282.8	1016.3	1427.5	1247.3	1158.3	1124.2
80°	67.3	71.8	76.8	77.6	88.7	160.5	557.4	1201.8	1052.8	978.9	918.2
82.5°	54.2	56.2	66.9	68.5	70.6	95.6	252.4	1128.7	1048.7	973.2	889.4
85°	32.4	36.1	54.6	55.0	55.8	58.3	139.6	459.7	571.7	505.3	462.6
87.5°	11.5	14.8	27.1	22.6	28.7	23.8	61.2	153.9	189.6	180.2	159.7
90°	0.0	0.0	0.0	0.0	0.0	0.0	0.0	0.0	0.0	0.0	0.0



REPORT NUMBER: P144972

CATALOG NUMBER: CNC-E02-LED-E1-GL2-7060

CANDELA DISTRIBUTION (continued):

	73°	74°	75°	76°	77°	78°	79°	80°	81°	82°	83°
0°	653.0	653.0	653.0	653.0	653.0	653.0	653.0	653.0	653.0	653.0	653.0
2.5°	659.2	659.2	660.0	659.6	659.6	659.6	659.6	658.8	658.8	657.5	658.3
5°	675.6	675.2	675.6	676.0	675.6	676.4	676.0	675.6	676.0	675.6	676.0
7.5°	701.9	699.8	702.7	701.0	700.6	703.1	701.9	703.1	703.5	703.1	702.7
10°	735.1	736.3	736.3	736.3	735.5	738.0	738.4	739.2	739.6	741.3	741.3
12.5°	773.3	773.7	775.3	774.9	775.7	778.6	780.7	781.1	781.5	782.7	781.1
15°	814.3	815.1	815.1	818.8	817.6	821.7	822.9	822.9	823.3	828.3	828.7
17.5°	850.8	850.8	854.1	854.1	857.4	858.2	861.9	862.3	864.0	868.5	868.9
20°	881.6	883.3	885.3	887.8	889.0	891.5	893.9	896.4	898.5	902.2	902.6
22.5°	910.8	912.4	915.7	917.3	920.2	921.9	923.9	926.8	930.1	935.0	936.2
25°	944.4	946.1	949.8	952.2	955.5	958.0	961.7	965.4	967.4	972.3	976.0
27.5°	987.1	992.0	997.0	998.2	1000.7	1006.4	1011.3	1016.3	1020.8	1023.2	1027.7
30°	1049.5	1049.5	1059.8	1059.8	1064.3	1069.6	1072.9	1078.2	1086.4	1088.9	1094.6
32.5°	1133.2	1135.3	1139.0	1150.1	1158.3	1160.7	1163.2	1171.0	1175.9	1182.1	1189.1
35°	1252.7	1254.7	1256.8	1267.4	1276.9	1279.3	1281.8	1286.7	1294.9	1305.6	1302.3
37.5°	1359.8	1361.0	1367.6	1379.5	1384.8	1391.4	1393.5	1402.5	1407.0	1416.8	1417.3
40°	1488.7	1485.8	1489.5	1503.0	1511.2	1510.8	1517.4	1533.8	1537.1	1541.6	1553.1
42.5°	1668.4	1657.8	1669.3	1673.8	1686.1	1693.9	1707.0	1718.1	1725.9	1743.1	1751.4
45°	1900.8	1889.7	1899.1	1901.2	1926.6	1934.4	1954.1	1968.9	1985.7	2005.4	2011.2
47.5°	2165.5	2145.0	2133.5	2146.2	2176.6	2189.3	2208.6	2222.5	2240.2	2250.5	2247.2
50°	2472.1	2422.8	2399.9	2393.3	2415.0	2433.1	2463.1	2469.6	2477.8	2477.4	2477.8
52.5°	2814.0	2762.7	2714.7	2681.4	2678.1	2702.4	2709.7	2711.4	2708.9	2690.4	2679.0
55°	3260.6	3256.9	3206.4	3137.4	3132.9	3130.0	3086.9	3081.6	3071.7	3043.4	3004.4
57.5°	4070.8	4111.8	4078.6	4076.9	4040.8	4017.0	3937.8	3898.4	3856.9	3780.2	3719.0
60°	5007.4	5066.9	5099.7	5114.1	5184.7	5184.7	5119.9	5064.0	4996.7	4879.7	4765.6
62.5°	5571.3	5623.5	5671.9	5747.8	5837.7	5877.5	5880.8	5831.2	5746.2	5612.8	5451.5
65°	5535.6	5574.2	5632.9	5722.4	5796.7	5868.1	5916.1	5900.9	5836.1	5702.7	5527.0
67.5°	5131.3	5187.6	5263.5	5346.0	5415.0	5482.3	5559.8	5565.6	5548.4	5421.5	5262.7
70°	4507.5	4579.7	4627.7	4731.6	4762.8	4830.9	4908.9	4946.2	4918.3	4820.6	4727.5
72.5°	3662.0	3719.0	3727.2	3682.1	3697.7	3714.5	3733.4	3646.0	3612.3	3481.8	3421.9
75°	2220.5	2145.4	2082.2	2019.4	1831.8	1765.3	1663.1	1461.6	1438.6	1300.3	1204.2
77.5°	1056.1	1024.5	967.4	871.8	744.5	622.6	516.7	419.9	383.8	316.0	269.3
80°	884.1	846.3	795.0	724.0	635.0	546.3	462.6	390.7	318.5	259.4	207.3
82.5°	811.0	745.4	673.1	612.0	549.2	488.8	432.6	367.8	329.6	266.0	217.1
85°	410.0	359.1	291.0	245.0	206.9	168.3	145.7	124.4	110.8	88.2	76.8
87.5°	137.5	112.5	83.7	71.0	64.0	55.0	50.5	48.0	46.8	41.5	36.9
90°	0.0	0.0	0.0	0.0	0.0	0.0	0.0	0.0	0.0	0.0	0.0



REPORT NUMBER: P144972

CATALOG NUMBER: CNC-E02-LED-E1-GL2-7060

CANDELA DISTRIBUTION (continued):

	84°	85°	86°	87°	88°	89°	90°	91°	92°	93°	94°
0°	653.0	653.0	653.0	653.0	653.0	653.0	653.0	653.0	653.0	653.0	653.0
2.5°	658.3	658.3	658.3	658.3	657.9	657.9	657.9	657.9	657.9	657.9	658.3
5°	675.2	675.2	675.6	676.8	674.4	675.2	676.0	674.8	676.0	674.8	676.4
7.5°	702.3	703.5	702.7	704.3	703.5	706.0	704.3	703.1	703.9	703.9	704.3
10°	740.4	742.1	740.8	741.7	741.7	743.3	741.3	741.7	742.1	741.3	741.7
12.5°	782.7	783.5	783.1	785.6	784.4	785.6	784.4	786.0	786.8	787.6	787.6
15°	828.7	829.5	832.0	831.6	834.0	833.2	833.6	831.6	835.7	833.2	834.0
17.5°	871.0	870.5	873.8	875.1	875.5	875.9	877.1	875.5	875.9	877.1	876.3
20°	903.8	906.7	907.5	910.8	913.2	914.1	913.6	914.9	916.5	914.9	914.9
22.5°	938.7	942.8	944.0	946.1	948.5	948.9	951.4	952.6	953.5	953.0	953.5
25°	980.5	983.4	986.3	990.4	993.3	993.7	995.7	997.4	997.8	997.4	999.8
27.5°	1031.9	1035.5	1039.2	1044.2	1047.4	1048.3	1052.8	1052.8	1055.2	1056.5	1057.3
30°	1097.9	1099.2	1108.6	1113.5	1112.3	1118.0	1124.2	1123.8	1126.7	1127.5	1129.5
32.5°	1194.0	1194.0	1202.2	1208.3	1214.9	1212.9	1222.3	1220.7	1225.2	1227.6	1226.4
35°	1310.5	1314.6	1320.8	1324.5	1331.5	1335.2	1341.7	1345.4	1347.5	1347.1	1342.6
37.5°	1430.8	1437.4	1439.8	1448.9	1455.8	1462.0	1462.8	1458.7	1460.4	1452.1	1449.7
40°	1568.3	1577.7	1583.5	1597.0	1596.2	1604.0	1604.8	1592.9	1590.9	1580.2	1569.1
42.5°	1760.4	1773.5	1778.0	1788.3	1780.1	1783.8	1763.3	1758.3	1741.9	1724.7	1699.6
45°	2019.4	2012.8	2015.7	2012.8	1991.1	1975.0	1958.2	1934.0	1909.8	1876.5	1840.8
47.5°	2247.2	2250.5	2229.1	2215.6	2180.3	2157.7	2126.9	2084.6	2055.1	2010.3	1963.1
50°	2468.4	2431.9	2401.9	2370.7	2339.5	2298.1	2251.7	2214.3	2171.2	2115.4	2057.5
52.5°	2648.2	2601.0	2564.9	2520.5	2478.2	2432.3	2383.8	2329.7	2273.0	2217.2	2145.8
55°	2966.7	2898.1	2851.8	2774.2	2726.2	2661.7	2624.0	2553.8	2475.0	2401.1	2325.2
57.5°	3650.1	3547.5	3494.5	3450.6	3375.9	3270.0	3202.7	3087.3	2974.9	2896.1	2769.7
60°	4679.5	4575.2	4487.4	4383.5	4269.0	4125.4	4061.3	3925.5	3764.6	3634.5	3467.4
62.5°	5321.0	5176.9	5034.5	4888.8	4773.9	4661.4	4528.8	4391.7	4232.5	4055.6	3872.9
65°	5346.8	5174.0	5003.7	4855.1	4720.5	4574.4	4450.0	4310.9	4143.4	3961.2	3771.6
67.5°	5078.4	4885.1	4702.4	4539.5	4385.6	4250.1	4120.0	3989.1	3809.7	3657.0	3462.9
70°	4543.6	4367.1	4201.7	4016.2	3898.4	3746.1	3619.3	3481.4	3352.9	3210.1	3028.2
72.5°	3337.3	3204.3	3015.5	2936.7	2873.5	2712.2	2617.8	2606.3	2524.2	2353.1	2217.2
75°	1241.2	1056.5	1000.7	1033.9	978.5	997.0	990.0	950.6	952.2	923.1	888.6
77.5°	243.0	225.7	212.2	215.9	200.7	194.1	208.1	204.0	196.6	198.7	195.4
80°	165.4	140.0	126.8	121.9	115.7	112.9	112.1	110.8	108.4	107.1	103.4
82.5°	162.9	121.1	95.6	82.1	77.2	74.7	72.6	72.2	71.4	71.0	72.2
85°	64.8	52.5	48.0	43.9	42.7	41.5	41.5	41.0	40.6	41.5	43.1
87.5°	31.6	26.7	24.2	22.2	21.3	20.9	20.9	21.3	21.8	23.4	26.7
90°	0.0	0.0	0.0	0.0	0.0	0.0	0.0	0.0	0.0	0.0	0.0



REPORT NUMBER: P144972

CATALOG NUMBER: CNC-E02-LED-E1-GL2-7060

CANDELA DISTRIBUTION (continued):

	95°	96°	97°	98°	99°	100°	101°	102°	103°	104°	105°
0°	653.0	653.0	653.0	653.0	653.0	653.0	653.0	653.0	653.0	653.0	653.0
2.5°	657.5	657.9	657.1	657.5	657.1	656.3	655.9	657.1	656.7	656.3	656.3
5°	674.4	676.0	675.2	674.4	674.4	673.9	673.9	673.9	673.5	673.9	672.7
7.5°	703.5	703.1	703.1	702.3	701.4	702.3	701.9	700.6	701.0	700.2	699.0
10°	740.8	739.6	741.7	741.7	740.0	739.6	738.8	737.6	737.6	736.3	736.3
12.5°	785.2	783.9	786.8	784.8	782.3	781.9	779.4	778.6	779.8	779.4	778.6
15°	830.3	830.7	832.0	831.6	828.7	828.7	825.4	825.8	823.3	822.5	820.5
17.5°	874.2	874.7	873.4	873.4	871.4	870.1	866.4	866.9	865.2	861.9	859.5
20°	913.6	913.2	910.4	912.8	908.7	907.9	904.6	901.3	902.2	898.9	893.9
22.5°	952.2	951.4	950.6	949.4	947.3	946.5	942.8	942.4	938.3	933.3	929.2
25°	997.0	996.6	995.3	995.7	991.6	992.0	985.5	983.8	981.4	976.0	972.7
27.5°	1054.8	1054.8	1051.6	1050.3	1049.1	1047.4	1041.7	1037.6	1031.4	1025.3	1018.7
30°	1125.8	1125.0	1124.2	1120.9	1116.4	1113.9	1103.7	1097.1	1088.9	1077.4	1067.6
32.5°	1227.2	1220.2	1214.5	1207.1	1199.7	1191.9	1175.9	1164.8	1151.7	1133.2	1117.6
35°	1340.1	1328.2	1322.0	1306.8	1292.9	1277.3	1258.0	1235.4	1217.4	1193.2	1167.7
37.5°	1433.3	1424.2	1407.8	1390.6	1370.9	1341.3	1319.6	1295.4	1263.8	1237.1	1206.3
40°	1548.2	1527.7	1504.3	1475.5	1448.5	1415.2	1385.2	1350.4	1311.8	1273.2	1233.0
42.5°	1668.9	1637.3	1598.7	1565.4	1524.4	1480.9	1441.9	1394.7	1345.4	1293.7	1239.9
45°	1792.0	1753.0	1701.7	1654.5	1597.4	1542.9	1487.0	1422.6	1355.3	1286.3	1218.6
47.5°	1904.9	1847.8	1789.5	1725.9	1660.2	1590.1	1510.8	1426.3	1337.6	1246.9	1162.4
50°	1993.5	1922.1	1848.6	1775.2	1694.7	1603.6	1503.9	1393.5	1284.3	1175.5	1078.2
52.5°	2071.9	1991.9	1901.6	1810.5	1711.1	1599.1	1474.3	1344.2	1211.2	1091.0	981.8
55°	2223.8	2123.2	2004.2	1886.8	1761.2	1620.0	1464.5	1305.2	1152.1	1021.2	905.0
57.5°	2636.3	2500.4	2316.1	2153.2	1993.9	1788.3	1569.1	1372.9	1178.0	1023.2	893.9
60°	3286.0	3064.8	2853.8	2605.5	2347.7	2065.8	1771.9	1507.6	1269.9	1075.8	920.2
62.5°	3662.8	3429.2	3157.9	2857.1	2523.0	2179.4	1842.1	1533.4	1272.8	1061.4	889.0
65°	3561.0	3326.2	3027.8	2720.0	2364.6	2013.2	1678.3	1382.0	1129.1	933.8	768.8
67.5°	3258.9	3013.5	2733.1	2391.6	2051.8	1726.3	1421.0	1141.9	918.2	735.9	590.2
70°	2819.3	2601.0	2330.9	2016.1	1686.5	1393.9	1136.5	884.9	695.7	528.6	413.7
72.5°	2092.4	1899.1	1730.4	1467.3	1226.0	996.6	786.8	615.7	452.7	342.3	263.5
75°	878.3	813.1	785.6	689.1	599.2	491.3	369.8	294.7	238.9	203.2	161.3
77.5°	213.0	213.0	200.3	187.6	172.4	156.0	137.9	123.1	115.7	109.2	103.8
80°	103.4	102.6	99.3	98.9	96.0	92.3	90.3	87.4	86.2	84.6	83.7
82.5°	72.6	72.2	71.0	72.6	72.2	73.9	74.7	75.1	75.1	75.5	75.9
85°	46.0	47.6	50.9	55.0	58.7	63.2	67.3	70.6	73.1	75.1	76.8
87.5°	29.1	33.2	35.7	41.9	48.0	55.0	62.8	66.1	69.0	69.4	66.9
90°	0.0	0.0	0.0	0.0	0.0	0.0	0.0	0.0	0.0	0.0	0.0



REPORT NUMBER: P144972

CATALOG NUMBER: CNC-E02-LED-E1-GL2-7060

CANDELA DISTRIBUTION (continued):

	106°	107°	108°	109°	110°	115°	125°	135°	145°	155°	165°
0°	653.0	653.0	653.0	653.0	653.0	653.0	653.0	653.0	653.0	653.0	653.0
2.5°	656.3	655.9	656.7	655.9	655.9	655.5	654.2	653.0	651.8	651.4	650.1
5°	672.3	672.3	673.1	671.5	671.9	670.3	666.6	662.5	658.8	655.5	651.8
7.5°	699.4	698.2	698.6	698.2	697.3	694.1	685.8	675.6	665.7	655.5	647.3
10°	735.5	733.0	733.0	732.2	731.0	726.5	709.2	688.7	668.2	649.7	636.2
12.5°	775.7	776.1	772.9	770.8	768.8	759.3	733.5	700.6	668.2	638.6	616.9
15°	817.6	817.2	813.5	812.3	807.8	793.8	754.8	706.8	660.4	616.9	584.5
17.5°	855.4	853.7	850.0	847.6	842.6	824.2	769.2	703.9	639.9	582.8	542.2
20°	889.8	887.8	884.5	880.0	875.1	848.4	774.5	689.1	607.5	542.2	501.1
22.5°	925.5	921.0	917.3	911.2	905.8	870.1	770.8	662.9	570.5	497.0	453.1
25°	965.4	960.0	952.2	944.8	936.6	887.8	760.5	630.0	526.2	448.2	403.9
27.5°	1008.5	1000.7	990.4	981.0	967.8	900.9	742.9	593.5	477.8	399.8	353.8
30°	1054.0	1039.7	1026.9	1012.6	995.7	907.1	717.5	548.4	424.4	350.5	304.5
32.5°	1098.3	1079.1	1060.2	1039.2	1016.3	904.6	681.3	495.0	371.0	304.5	266.0
35°	1143.5	1115.6	1089.3	1061.0	1033.1	892.3	631.7	435.9	320.6	266.4	238.5
37.5°	1174.3	1139.4	1104.5	1070.4	1036.8	865.6	565.6	369.8	275.0	238.9	218.8
40°	1189.9	1147.2	1104.5	1062.2	1020.8	821.3	488.4	309.5	242.6	218.4	204.0
42.5°	1185.4	1132.4	1079.5	1029.4	978.5	750.7	404.7	259.8	220.0	202.3	189.6
45°	1148.0	1084.8	1024.5	971.5	907.9	660.0	332.5	229.0	202.8	189.2	177.3
47.5°	1077.8	1007.2	933.3	873.4	813.9	554.9	276.6	209.7	187.6	176.5	164.6
50°	988.3	906.7	832.8	767.9	709.7	456.8	238.5	193.3	175.3	165.8	153.1
52.5°	889.8	802.0	734.7	666.6	609.5	381.3	211.8	175.3	163.4	153.5	143.2
55°	808.2	726.9	658.3	589.8	532.3	333.7	189.6	161.3	152.3	142.0	133.8
57.5°	786.4	693.6	618.9	554.1	495.0	304.5	173.6	148.6	142.4	134.6	125.6
60°	795.4	693.2	609.5	538.5	476.5	281.2	161.7	140.0	135.0	128.1	118.6
62.5°	763.0	655.1	570.5	495.0	436.3	251.6	153.1	135.9	132.6	123.1	112.5
65°	650.1	551.2	470.0	404.7	354.2	211.8	146.1	139.6	136.3	119.8	108.4
67.5°	495.0	412.5	347.2	298.4	261.9	175.3	144.5	151.9	145.3	121.5	107.1
70°	342.3	279.9	238.1	208.5	185.5	147.8	149.8	165.4	156.0	126.8	114.1
72.5°	217.1	181.4	160.9	149.8	138.7	124.8	148.6	163.8	151.0	127.6	114.1
75°	139.1	124.4	117.4	113.3	110.0	108.8	130.9	134.6	121.5	110.8	106.3
77.5°	98.5	96.0	94.8	94.4	94.8	97.7	108.4	101.4	88.2	88.7	91.1
80°	83.3	83.3	82.5	82.9	83.7	85.0	86.6	74.7	67.7	73.1	81.3
82.5°	76.3	77.6	78.4	79.2	80.4	78.8	73.5	56.6	54.6	71.0	79.6
85°	77.6	77.6	78.0	78.8	79.2	71.0	61.2	42.7	41.9	79.6	75.1
87.5°	66.5	65.7	62.8	60.7	57.9	48.8	40.6	23.8	24.6	49.3	52.5
90°	0.0	0.0	0.0	0.0	0.0	0.0	0.0	0.0	0.0	0.0	0.0

REPORT NUMBER: P144972

CATALOG NUMBER: CNC-E02-LED-E1-GL2-7060

CANDELA DISTRIBUTION (continued):

	175°	180°
0°	653.0	653.0
2.5°	649.7	649.7
5°	649.7	649.7
7.5°	644.4	642.8
10°	628.8	626.7
12.5°	605.0	602.9
15°	568.5	566.0
17.5°	522.9	518.8
20°	475.3	469.5
22.5°	427.7	423.2
25°	378.8	374.7
27.5°	330.8	326.7
30°	286.5	284.8
32.5°	253.7	252.0
35°	229.4	228.6
37.5°	213.0	212.2
40°	198.7	197.8
42.5°	185.5	184.3
45°	172.4	172.8
47.5°	159.3	158.8
50°	147.8	147.8
52.5°	138.3	137.9
55°	129.7	129.3
57.5°	121.1	120.7
60°	113.7	112.5
62.5°	106.7	105.9
65°	102.2	101.8
67.5°	98.9	97.7
70°	98.1	94.8
72.5°	95.6	91.5
75°	89.9	87.8
77.5°	79.2	76.8
80°	61.2	56.6
82.5°	51.3	44.3
85°	37.8	34.9
87.5°	27.5	21.8
90°	0.0	0.0

(END OF REPORT)